



MLR-352H-PE

## MLR

Climate Chambers

### Versatile Climate Chambers

MLR Climate Chambers are suitable for a wide range of applications, including plant growth and insect studies. The wide variety of temperatures, humidity and lighting patterns that are essential in research, environmental studies and testing can be accurately reproduced and controlled.

#### Accurate Control


Microprocessor P.I.D and Refrigeration Capacity Control eliminate temperature fluctuations improving temperature control. The small and light weight membrane-type humidity sensor allows for high accuracy and reproducibility.

#### Wide Variety Programming

Temperature and light settings are programmable to provide the perfect cycles for vernalization. 10 programmes of up to 12 steps each can be memorized.

#### Ease of Use

Data can be viewed on the LCD control panel display and can be automatically stored for approximately 2 weeks (at 6 minute intervals). Temperature and humidity can be calibrated easily from the control panel.



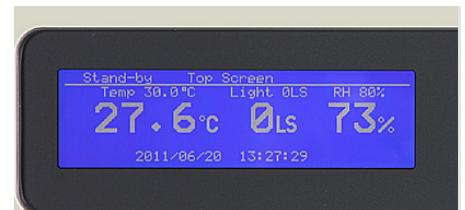
#### Optimum Repeatability

Superior precision and repeatability offer the optimum environments for various experiments as well as energy and electricity savings.



#### Variable Applications

Create the optimum environments for various applications such as research and testing of a number of different plants and insects.



#### Intuitive Usability

Graphic LCD panel with pop-up menu function on control panel provides more visual display and allows intuitive operation.

# MLR Climate Chambers



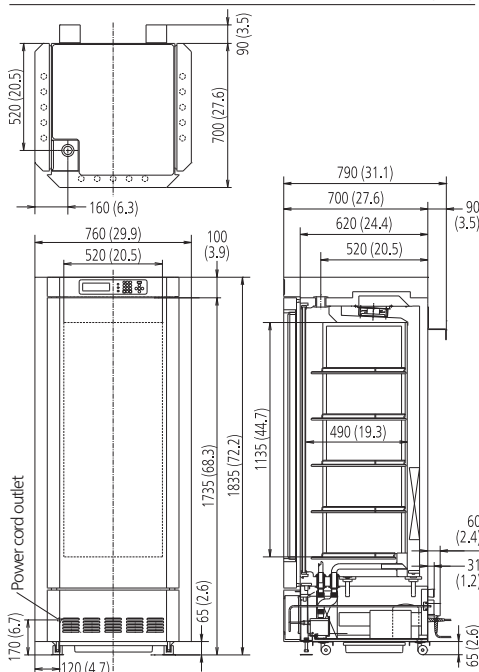
## Microprocessor Control

Microprocessor P.I.D control of temperature and humidity (0°C to +50°C, 0 to 20,000lux and 55 to 90%RH resp.) create the optimum environments for various applications.

## Programmable Settings

The temperature and light settings are programmable to provide the perfect cycles for vernalization. The unit allows the programming of starting day and time of operation and 10 programmes of up to 12 steps each to be memorized. Switch between the selectable clock mode or timer mode and use of the Join Mode for allowing multiple programs to be linked.

Unit: mm (inch)



Model Number		MLR-352-PE	MLR-352H-PE
External Dimensions (W × D × H)	mm	760 × 700 × 1835	
Internal Dimensions (W × D × H)	mm	520 × 490 × 1135	
Volume	liters	294	
Net Weight	kg	226	235
<b>Performance</b>			
Temperature Control Range & Fluctuation	°C	0 ~ +50 (lamp off) ±0.3 +10 ~ +50 (lamp on) ±0.3	
Temperature Uniformity	°C	±1 (lamp off) ±2.5 (lamp on)	
Humidity Level & Fluctuation	%RH	N/A	60-90 / LS:0 (15-45°C) 55-85 / Lamp On (15-45°C)
Light control range		Programmable 0 ~ 20000	
<b>Control</b>			
Temperature Sensor		Thermistor	
Display		LCD	
<b>Construction</b>			
Exterior Material		Painted Steel	
Interior Material		SS SUS-304	
Insulation Material		PUF	
Outer Door	qty	3	
Outer Door Lock		N	
Field Reversible Door		N/A	
Inner Door	qty	1	
Shelves	qty	5	
Shelf Dimensions (W × D × H)	mm		
Max. Load per Shelf	kg	25	
Max. Shelf Capacity	qty	100	
Access Port	qty	1	
Access Port Position		Ceiling	
Access Port Diameter	∅ mm	40	
<b>Alarms</b> (R = Remote Alarm, V = Visual Alarm, B = Buzzer Alarm)			
Power Failure		R	
Out of Temperature Setting		B-R	
High Temperature		B-R	
Out of Humidity Setting		N/A	V
Door open		V-B	
<b>Electrical and Noise Level</b>			
Power Supply	V	230	
Frequency	Hz	50	
Noise Level <sup>1)</sup>	dB	29	

<sup>1)</sup> Nominal value