




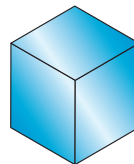
NATURAL REFRIGERANT R290

Key Features

The IM-21CNE-HC is a compact sized cube ice maker, which utilises Natural Refrigerant R290.

-  Energy efficient, with savings of 16% compared to HFC equivalent model.*
- ✓ Smallest member of the Emerald Class, Hoshizaki's new range of climate friendly ice makers.
- ✓ Can produce up to 25 kg of cube ice per 24 hours (AT.10°C.WT.10°C).
- ✓ Unique ice making system that has an automatic rinse cycle. After every new batch of ice, the water reservoir drains and refills with fresh water. System comes with a magnetic water pump that has no direct coupling, which prevents any leakage.
- ✓ Closed water circuit offers the ultimate contamination protection, by reducing the number of points at which impurities can enter the ice making process.
- ✓ Electronically controlled to ensure an optimised ice making process under varying circumstances without the need for physical adjustments. Quality of ice is always consistent.
- ✓ Easily cleanable air filter allows end-users to carry out routine cleaning schedules. Extends product life expectancy and reduces the frequency and costs of maintenance call-outs.
- ✓ Stainless steel exterior with integrated door handles provides a hygienic and high quality finish.

* Based on Internal comparative study. Please contact your local sales branch to find out more.



Ice: Cube (L)
Size: Approx. 28 x 28 x 32mm



Available Models

Model	Air Cooled	Water Cooled
IM-21CNE-HC	✓	

Bins

Model	Type of Bin	Max. Bin Capacity approx.
IM-21CNE-HC	Self-contained	11.5kg

Production

Model	Ice Production per 24h approx.	Temperature	Ice Production per Cycle approx.	Water Consumption per 24h approx.
IM-21CNE-HC	25kg 24kg 22kg	AT.10°C, WT.10°C AT.21°C, WT.15°C AT.32°C, WT.21°C	0.4kg/18 pcs	0,10m ³ 0,06m ³ 0,05m ³

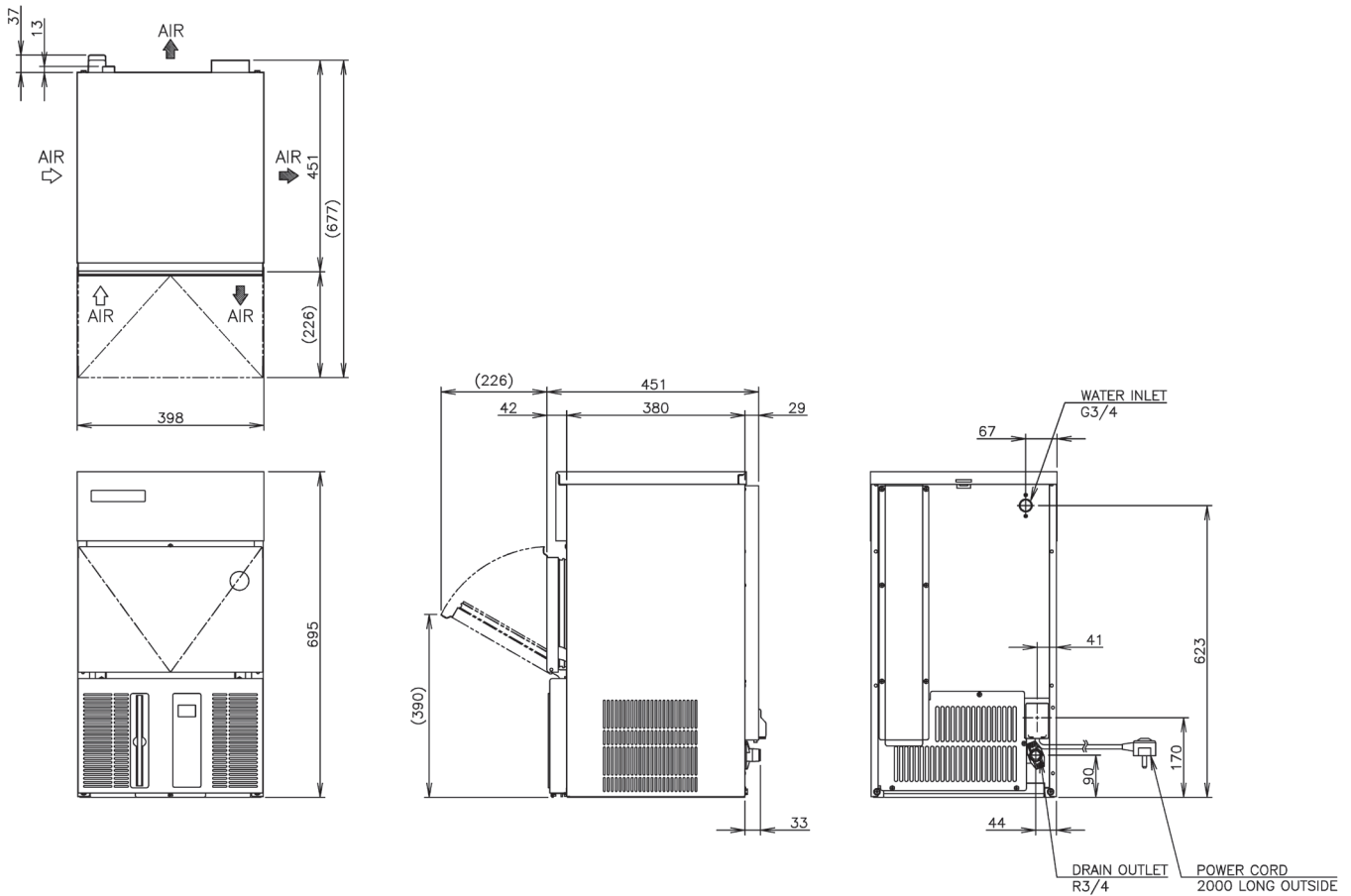
For more information visit our website at www.hoshizaki-europe.com

Hoshizaki Europe B.V. retains the right to change products and their specifications without prior notice.



➔ CAD drawings available on our website

D15967 / 2015.06.17



Specifications

Dimensions W x D x H (mm)	398mm x 451mm x 695mm
AC Supply Voltage	1/220-240V 50Hz
Electric Consumption (AT.32°C, WT.21°C)	225W
Heat Rejection (AT.32°C, WT.21°C)	510W
Refrigerant Charge	R290/55g
Isolation	Polyurethane
Weight Gross / Net	39 kg / 34 kg

Operation Requirements

Ambient Temperature	1 - 40°C
Water Supply Temperature	5 - 35°C
Water Supply Pressure	0,7-8bar (0,07-0,8MPa)
Voltage Range	Rated Voltage ± 6%

Accessories

Scoop
Leg
Installation Kit